

1. a) Open any web browser (**i.e. Preferable Google Chrome**).
2. b) Go to address bar of the browser and type the School website address: **www.davmodelskp.org**.
3. c) Click on **Online Fee Payment**

ABOUT DAVCMC | ARYA SAMAJ | PRESIDENT'S MESSAGE | DAVCMC VIDEOS | ALUMNI | DAVCMC INTELLECTUAL HUB

DAV MODEL SCHOOL SANKARPUR
MOUZA:- KALIGANJ, P.O.:-ARRAH,P.S.:- NEW TOWNSHIP, DURGAPUR, PASCHIM BARDHAMAN, WEST BENGAL:- 713212

HOME | ABOUT US | ACADEMIC | ACHIEVEMENTS | ACTIVITIES | ADMISSION | CIRCULARS | INFRASTRUCTURE | GALLERY | HELP DESK | MANDATORY PUBLIC DISCLOSURE | FACULTY

NOTICE BOARD

- Admission Notice for Std. XI for the Academic Session 2024-2025. [Click here to view](#)
16-02-2024
- New!** Shortlisted Candidates for Admission Std. Nursery to VIII for the Academic Session 2024-2025. [Click here to view](#)
06-01-2024 **NEW**

Click here to make Payment

DR. SRI PUNAM SURI, PRESIDENT, DAVCMC, NEW DELHI

VIEW ALL

About School | Nursery to Std IX Admission | **Online Fee Payment** | SCHOOL UNIFORM | Principal's Message



DAV MODEL SCHOOL SANKARPUR

MOUZA:- KALIGANJ, P.O.:-ARRAH,P.S.:- NEW TOWNSHIP, DURGAPUR, PASCHIM BARDHAMAN, WEST BENGAL:- 713212

Online Fee Payment

New! Steps to make payment

[Click here to view](#)

New! The **Admission No.** of the student will be **User Name** and **Date of Birth** will be **Password** for making payment of School fee. (if Student's date of birth is 11-Apr-1980, the password for your fee portal shall be 11041980)

New! Pay fee for the session 2026-2027

Click here

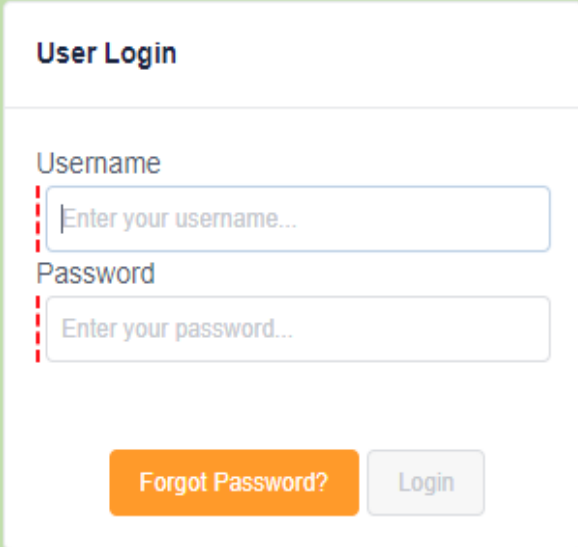
New! Steps to Make Payment for Books, Worksheets & Note Books (Session: 2026-27)

[Click here to view](#)

New! Payment link for Books, Worksheets & Note Books (Session: 2026-27)

Pay fee for the session 2025-2026

The Admission No. of the student will be User Name and Date of Birth will be Password for making payment of Books, Worksheets, Note Book & School Fee. (if Student's date of birth is 11-Apr-1980, the password for your fee portal shall be 11041980



The image shows a 'User Login' form on a light green background. The form is white with a title 'User Login' at the top. Below the title, there are two input fields: 'Username' and 'Password'. The 'Username' field has a placeholder text 'Enter your username...' and the 'Password' field has a placeholder text 'Enter your password...'. To the left of each input field, there is a vertical red dashed line. Below the input fields, there are two buttons: an orange button labeled 'Forgot Password?' and a grey button labeled 'Login'.

2. After Log In, Click on Pay Misc Fee for Books, Worksheets, Note Book & Pay Due Fees for Session charge & Quarterly Tuition fees.

Name: xxxxxxxxxxxx (11144)
Father: xxxxxxxxxxxx
Class: I-A

Last Absent Date
Session:

Last Paid Fees
₹ 0
Month:
[Pay Due Fees](#)

Paid Months
No Record!

₹ Misc Fee
[Pay Misc Fee](#)

Book Fee
~~[Pay Book Fee](#)~~

Step-1 for Books, Worksheets, Note Book

Step-1 for Session charge & Quarterly Tuition fees

Next Steps for School Fee

Pay Online

Admission No	Student Name	Class	Father Name	Transport	Concession
XXXXXXXXXXXXX STEP-2	XXXXXXXXXXXXXXXXXX	IX-NA	XXXXXXXXXXXXXXXXXX	No (NA)	No


Quarter-1
 Quarter-2
 Quarter-3
 Quarter-4

Fee Head	Due Amount	Conc Amount	Bal Amount	Amount
QUARTERLY FEE		0	0	XXXX
SESSION CHARGES		0	0	XXXX
Total:		0	0	XXXX
Net Total :- Rupees Twenty Thousand One Hundred Only				
Note: Please do not pay for 2nd time in case of non generation of payment receipt instantly. Parents/ Students are requested to wait atleast for one more working day from the date of transaction. If still the problem exist, please contact your school for the missing payment before making any fresh payment.				

Month	IsPaid	Amount	ReceiptNo
APR	Paid	XXXX	773
MAY	Due		
STEP-3 JUN	Due		
JUL	Due		
AUG	Due		
SEP	Due		
OCT	Due		
NOV	Due		
DEC	Due		
JAN	Due		
FEB	Due		
MAR	Due		

Pay

bedded

<  MF

XXXXXXXXXXXX

Select a payment method

- Credit/Debit Card**
Visa, Mastercard, Maestro, Rupay
- Netbanking**
Pay with Internet Banking Account
- UPI**
Pay using BHIM, GPay and other UPI apps

Amount payable is
₹ xxxxx

Pay with Credit/Debit Card


Card Number

Expiry Date CVV
 MM / YY ***

Cardholder's Name

PAY NOW

[Cancel Payment](#)

Powered by 

After click on Pay, Select the payment mode (Credit Card/ Debit Card/ Net Banking), enter the details and click on Make payment.

Note: Please do not pay for 2nd time in case of non generation of payment receipt instantly. Parents/ Students are requested to wait atleast for one more working day from the date of transaction. If still the problem exist, please contact your school for the missing payment before making any fresh payment.